



Dianna Spieker
Tom Green County Treasurer

FY 2020 Monthly Report
June 2020

THE STATE OF TEXAS ()
COUNTY OF TOM GREEN ()
AFFIDAVIT ()

Pursuant to LGC 114.026 I, Dianna M Spieker, Tom Green County Treasurer do hereby submit The Treasurers' Monthly Report. This report includes, but not limited to, money received and disbursed; debts due to (if known) and owed by the county; and all other proceedings in the treasurer's office that pertain to the Financial Standing of Tom Green County. The Treasurer's Books and the Auditor's General Ledger agree. The Bank Statements have been reconciled; any adjustments have been noted including any amount that has been identified as irreconcilable. Irreconcilable differences will be noted and carried in transit until such time as they have been identified and reconciled on the individual bank statements.


Pursuant to Pursuant to GC 2256.023 Internal Management Reports will be reported on a Quarterly Basis in FY20. In prior fiscal years I included said information in this monthly report.

As a matter of internal accounting procedure, any interest earned that is posted by financial institutions to our accounts on the last business day of the month is not included in the combined statement of receipts and disbursements until the following month. Credit Card and E-filing funds are deposited to Clearing Accounts and reconciled monthly. Any funds not previously booked will be credited the following month. These amounts are disclosed in this report .

The total amount of deposits in custody as of the date of this report is the amount of deposits per the combined statement of receipts and disbursements are listed on page 2.

Therefore, Dianna Spieker, County Treasurer of Tom Green County, Texas, who being fully sworn, upon oath says that the within and foregoing report is true and correct to the best of her knowledge.

Filed with accompanying vouchers this, the **28th day of July, 2020.**


Dianna Spieker, Treasurer, Tom Green County / Date


Commissioners' Court having reviewed the Treasurer's Report, on this date, as presented, having taken reasonable steps to ensure its accuracy and based upon presentations of the Treasurer's Office approve the report, subject to the county auditor's review and request that it be filed with the official minutes of this meeting. {LGC 114.026(c)}


In addition, the below signatures affirm that the Treasurers' Report complies with statutes as referenced. {LGC 114.026(d)}

The affidavit must state the amount of the cash and other assets that are in the custody of the county treasurer at the time of the examination. {LGC 114.026(d)} **\$ 47,813,461.26** Month Ending Balance


County Judge Stephen C. Floyd


Commissioner Ralph Hoelscher- Pct. #1


Commissioner Sammy Farmer- Pct. #2


Commissioner Rick Bacon - Pct. #3


Commissioner Bill Ford - Pct. #4

Treasurer's Monthly Report

Prepared by Dianna Spieker, Tom Green County Treasurer

Section 1 – Fund Balances

Summary of Funds	Page <u>1</u>
Trial Balance for Cash Per Fund	Page <u>5</u>
Trial Balance for Investments Per Fund	Page <u>20</u>

Section 2 - Cash Flow

Interest	Page <u>22</u>
Bank Service Charge	Page <u>24</u>
Credit Card and Efile Accounts	Page <u>25</u>

Section 3 - Debt

Bond Indebtedness	Page <u>26</u>
-------------------	----------------

Section 4 - Collateral

Wells Fargo Bank Collateral	Page <u>29</u>
-----------------------------	----------------

Funds the Bank has pledged on behalf of Tom Green County, per the Bank Depository Bid.

Summary of Funds

Detailed by Type Monies Held by Treasurer Spieker

June 2020 Ending Balance

<u>Bank</u>						<u>Texpool</u>	
<u>Account</u>	<u>#</u>	<u>FUND</u>	<u>TOTAL</u>	<u>Wells Fargo</u>	<u>Texas Class</u>	<u>CD's</u>	
						<u>TexpoolPrime</u>	
OPER	001	GENERAL	30,192,098.24	860,309.45	19,720,216.55	5,408,175.47	4,203,396.77
OPER	005	R&B #1&3	465,056.08	84,817.78	380,238.30		
OPER	006	R&B #2&4	303,725.43	37,338.71	266,386.72		
CAFÉ	009	CAFÉ' TRUST	34,241.68	34,241.68			
OPER	010	CO. LAW LIBR.	98,415.92	98,415.92			
ZP	011	ZP-CAFÉ	2,500.00	2,500.00			
OPER	012	JCTF	29,614.76	29,614.76			
OPER	013	DC TECH	44,871.78	44,871.78			
OPER	015	LIBR DONATE	335,632.86	335,632.86			
OPER	016	RECORDS MGT-DC	6,948.56	6,948.56			
OPER	018	CRTHSE SEC	52,684.00	52,684.00			
OPER	019	CC/RM	117,194.40	10,418.36	106,776.04		
OPER	021	CIP DONATE	13,351.86	13,351.86			
OPER	022	BATES	81,728.92	81,728.92			
OPER	023	DIST/COUNTY TECH	11,817.17	11,817.17			
OPER	024	SPEC COURT	1,688.85	1,688.85			
OPER	026	SPEC REV TRIALS	750,000.00	750,000.00			
GRANT	027	TCDP	5.00	5.00			
OPER	028	TRU/Pre Diversion	17,810.17	17,810.17			
OPER	030	CC PRESERV	193,702.33	35,283.70	158,418.63		
OPER	031	CC	1,909.51	1,909.51			
OPER	032	CC ARCHIVE	114,099.29	114,099.29			
OPER	035	Child Abuse	2,050.61	2,050.61			
OPER	036	Third Crt of Appeals	1,325.50	1,325.50			
OPER	037	Justice Security	77,409.83	77,409.83			
OPER	038	WASTEWATER	1,230.00	1,230.00			
OPER	041	CA-Pretrial	253.83	253.83			
OPER	043	DA-Pretrial	68,235.52	68,235.52			
OPER	045	CO ATTY	10,355.59	10,355.59			
OPER	047	JURY DONATE	1,150.00	1,150.00			
OPER	048	ELECT CNTRCT	121,103.38	121,103.38			
OPER	050	51ST D.A. ST	2,604.72	2,604.72			
OPER	051	LATERAL RDS	2,412.97	2,412.97			
FORT	052	51ST D.A.	778,139.46	778,139.46			
LPPF	054	LPPF	1,860,922.97	1,860,922.97			
OPER	055	119TH DA ST	5,402.63	5,402.63			

Detailed by Type Monies Held by Treasurer Spieker

June 2020 Ending Balance

<u>Bank</u>							<u>Texpool</u>
<u>Account</u>	<u>#</u>	<u>FUND</u>	<u>TOTAL</u>	<u>Wells Fargo</u>	<u>Texas Class</u>	<u>CD's</u>	<u>TexpoolPrime</u>
OPER	056	STATE FEES-CIVIL	124,166.85	124,166.85			
FORT	058	119TH DA SPEC	42,732.05	42,732.05			
CSCD	061	BIPP	16,536.49	16,536.49			
CSCD	062	AIC/CHAP PROGRAM	(126,513.85)	(126,513.85)			
CSCD	063	TAIP/CSC GRNT	60,618.78	60,618.78			
CSCD	064	D.T.P.	37,174.67	37,174.67			
CSCD	065	CSCD	1,386,241.96	1,386,241.96			
CSCD	066	CRTC	867,825.84	867,825.84			
CSCD	069	SUB. ABUSE	71,617.94	71,617.94			
OPER	071	ST & MPL FEES	33,344.24	33,344.24			
OPER	072	CCC	257,892.33	257,892.33			
OPER	073	GRAFFITI	635.44	635.44			
OPER	077	Unclaimed Property	21,346.99	21,346.99			
OPER	078	Bail Bond Board	547,758.50	1,700.00	186,058.50	360,000.00	
BOND	080	2018 IS	0.00	0.00			
BOND	081	2017 IS	0.00	0.00			
OPER	082	JUDICIAL-Dist/JP	27,811.31	27,811.31			
OPER	088	09 TAN Construction	0.00	0.00			
BOND	089	2015 IS	1,448,393.99	1,448,393.99			
PAYL	095	PAYROLL	5,692.78	5,692.78			
OPER	097	LEOSE/Sheriff	30,100.83	30,100.83			
OPER	098	CRSFF	6,710.30	6,710.30			
OPER	100	CA LEOSE	563.18	563.18			
OPER	101	17 Construction	0.00	0.00			
OPER	102	Const 1 LEOSE	4,510.81	4,510.81			
OPER	103	Const 2 LEOSE	7,678.22	7,678.22			
OPER	104	Const 3 LEOSE	3,784.53	3,784.53			
OPER	105	Const 4 LEOSE	2,036.85	2,036.85			
CSCD	109	TCOMI	27,779.81	27,779.81			
JUV	110	JDPF	38,743.06	38,743.06			
OPER	111	CJ EXCESS	14,779.04	14,779.04			
OPER	112	JUV Restitution	130.85	130.85			
OPER	114	Child Safety	26,057.50	26,057.50			
CSCD	116	CRTC-Female	1,126,539.93	1,126,539.93			
OPER	117	JUV Unclaimed Rest	5,067.87	5,067.87			
OPER	120	2018 Construction	4,082,797.96	749.01	4,082,048.95		

Detailed by Type Monies Held by Treasurer Spieker

June 2020 Ending Balance

<u>Bank</u>							<u>Texpool</u>
<u>Account</u>	<u>#</u>	<u>FUND</u>	<u>TOTAL</u>	<u>Wells Fargo</u>	<u>Texas Class</u>	<u>CD's</u>	<u>TexpoolPrime</u>
PAYL	125	PAYL-Benefit	0.00	0.00			
CSCD	150	CCP	31,432.86	31,432.86			
CSCD	155	CCP	23,568.67	23,568.67			
CSCD	156	CCP	52,776.33	52,776.33			
CSCD	157	Pretrail Diversion	36,316.53	36,316.53			
FORT	401	Sheriff	200,171.35	200,171.35			
JUV	503	Com Cor/Reg	112,505.25	112,505.25			
JUV	504	IV-E Prog Reg	152,057.19	152,057.19			
JUV	508	PSJPO/REG/123	14,615.03	14,615.03			
JUV	509	PY INT/Reg	11,661.65	11,661.65			
JUV	517	IV-E Prog Int Coke	9,555.11	9,555.11			
JUV	540	Grant "R" TGC	7,500.00	7,500.00			
JUV	541	Diversion TGC	(66,540.76)	(66,540.76)			
JUV	560	Basic Probation	21,854.08	21,854.08			
JUV	561	Community Programs	10,558.51	10,558.51			
JUV	562	Prepost SDJ	6,880.86	6,880.86			
JUV	563	Prepost SDJ	5,267.00	5,267.00			
JUV	564	Services Regional	(859.85)	(859.85)			
JUV	570	Grant A Basic	26,403.17	26,403.17			
JUV	571	Grant A CP	49,250.81	49,250.81			
JUV	572	Grant A PPA	40,468.51	40,468.51			
JUV	573	Grant A CD	10,070.30	10,070.30			
JUV	574	Grant A MH	14,931.92	14,931.92			
JUV	582	TYC	47,829.98	47,829.98			
JUV	583	IV-E Program	1,229,750.79	1,229,750.79			
JUV	595	GRANT M	4,078.03	4,078.03			
JUV	596	GRANT S	24,622.00	24,622.00			
JUV	597	IV-E Prog Int TGC	57,558.21	57,558.21			
JUV	599	PY INTEREST	6,654.99	6,654.99			
OPER	600	Mandated	(79,680.85)	(79,680.85)			
OPER	613	DA Grants	(14,093.51)	(14,093.51)			
OPER	625	CA Grants	(6,438.70)	(6,438.70)			
OPER	665	Adult PROB Grants	(5,490.15)	(5,490.15)			
OPER	654	Sheriff Grants	(79,918.60)	(79,918.60)			
OPER	699	Misc Block Grants	(144,047.82)	(144,047.82)			
		TOTAL	\$47,813,519.76	\$ 12,941,803.83	\$24,900,143.69	\$5,768,175.47	\$4,203,396.77

Detailed by Type Monies Held by Treasurer Spieker

June 2020 Ending Balance

<u>Bank Account</u>	<u>#</u>	<u>FUND</u>	<u>TOTAL</u>	<u>Wells Fargo</u>	<u>Texas Class</u>	<u>CD's</u>	<u>Texpool</u> <u>TexpoolPrime</u>
			58.50	Verify Balance Versus GL Net Zero	\$ 47,813,461.26		
OPER		Operating Bank Account		11010	\$ 12,941,862.33		\$58.50 in transit should be included in 115*
BOND		Debt Bank Account		115**	\$ 34,871,598.93		\$58.50 transit should not be included in 11010
CAFÉ'		Cafeteria 125 IRS Trust					
LPPF		Local Provider Participation Fund					
ZP CAFÉ'		Zesch Pickett Cafeteria					
FORT		Fortfeiture					
JUV		Juvenile State Funds					
CSCD		Adult State Funds					
PAYL		Payroll					
GRANT		Grant Funds					
WIRE		Wire Clearing Account					

4

Trial Balance

Cash	11010
Securities	11512
Certificates of Deposits	11513
Texas Class	11515
Texpool	11517
Texpool Prime	11518

07/10/2020 08:51
adam8298

TOM GREEN COUNTY
ACCOUNT SUMMARY TRIAL BALANCE FOR FY20/JUN TO JUN
FUND

P 1
glatrbal

ACCOUNT ACCOUNT NAME	BEG. BALANCE	ORG	DEBITS	CREDITS	NET CHANGE	END BALANCE
0001-00-000-000-0000-11010 - CASH	-299,049.85	0001	7,403,805.83	6,244,446.53	1,159,359.30	860,309.45
TOTALS FOR FUND 0001 GENERAL FUND	-299,049.85		7,403,805.83	6,244,446.53	1,159,359.30	860,309.45
0005 ROAD & BRIDGE PRECINCT 1 & 3 0005-00-000-000-0000-11010 - CASH	28,676.11	0005	77,977.09	21,835.42	56,141.67	84,817.78
TOTALS FOR FUND 0005 ROAD & BRIDGE PRECINCT 1 & 3	28,676.11		77,977.09	21,835.42	56,141.67	84,817.78
0006 ROAD & BRIDGE PRECINCT 2 & 4 0006-00-000-000-0000-11010 - CASH	29,930.63	0006	119,092.59	111,684.51	7,408.08	37,338.71
TOTALS FOR FUND 0006 ROAD & BRIDGE PRECINCT 2 & 4	29,930.63		119,092.59	111,684.51	7,408.08	37,338.71
0009 CAFETERIA PLAN TRUST 0009-00-000-000-0000-11010 - CASH	34,767.69	0009	4,522.84	5,048.85	-526.01	34,241.68
TOTALS FOR FUND 0009 CAFETERIA PLAN TRUST	34,767.69		4,522.84	5,048.85	-526.01	34,241.68
0010 COUNTY LAW LIBRARY 0010-00-000-000-0000-11010 - CASH	94,057.04	0010	9,117.20	4,758.32	4,358.88	98,415.92
TOTALS FOR FUND 0010 COUNTY LAW LIBRARY	94,057.04		9,117.20	4,758.32	4,358.88	98,415.92
0011 CAFETERIA/ZP 0011-00-000-000-0000-11010 - CASH	2,500.00	0011	5,048.85	5,048.85	.00	2,500.00
TOTALS FOR FUND 0011 CAFETERIA/ZP	2,500.00		5,048.85	5,048.85	.00	2,500.00
0012 JUSTICE COURT TECHNOLOGY 0012-00-000-000-0000-11010 - CASH	25,958.20	0012	4,047.06	390.50	3,656.56	29,614.76
TOTALS FOR FUND 0012 JUSTICE COURT TECHNOLOGY	25,958.20		4,047.06	390.50	3,656.56	29,614.76
0013 DISTRICT CLERK TECHNOLOGY FUND 0013-00-000-000-0000-11010 - CASH	43,670.45	0013	1,201.33	.00	1,201.33	44,871.78

07/10/2020 08:51
adam8298

TOM GREEN COUNTY
ACCOUNT SUMMARY TRIAL BALANCE FOR FY20/JUN TO JUN
FUND

P 2
glatrbal

ACCOUNT ACCOUNT NAME	BEG. BALANCE	ORG	DEBITS	CREDITS	NET CHANGE	END BALANCE
TOTALS FOR FUND 0013 DISTRICT CLERK TECHNOLOGY FUND	43,670.45		1,201.33	.00	1,201.33	44,871.78
0015 LIBRARY DONATIONS 0015-00-000-000-0000-11010 - CASH	334,295.45	0015	2,262.29	924.88	1,337.41	335,632.86
TOTALS FOR FUND 0015 LIBRARY DONATIONS	334,295.45		2,262.29	924.88	1,337.41	335,632.86
0016 COUNTY RECORDS MGMT FUND 0016-00-000-000-0000-11010 - CASH	6,330.44	0016	618.12	.00	618.12	6,948.56
TOTALS FOR FUND 0016 COUNTY RECORDS MGMT FUND	6,330.44		618.12	.00	618.12	6,948.56
0018 COURTHOUSE SECURITY 0018-00-000-000-0000-11010 - CASH	48,772.76	0018	4,297.95	386.71	3,911.24	52,684.00
TOTALS FOR FUND 0018 COURTHOUSE SECURITY	48,772.76		4,297.95	386.71	3,911.24	52,684.00
0019 COUNTY RECORDS MANAGEMENT 0019-00-000-000-0000-11010 - CASH	5,558.74	0019	14,069.91	9,210.29	4,859.62	10,418.36
TOTALS FOR FUND 0019 COUNTY RECORDS MANAGEMENT	5,558.74		14,069.91	9,210.29	4,859.62	10,418.36
0021 CRISIS INTERVENTION DONATIONS 0021-00-000-000-0000-11010 - CASH	13,341.97	0021	201.93	192.04	9.89	13,351.86
TOTALS FOR FUND 0021 CRISIS INTERVENTION DONATIONS	13,341.97		201.93	192.04	9.89	13,351.86
0022 LIBRARY BATES FUND 0022-00-000-000-0000-11010 - CASH	81,717.12	0022	11.80	.00	11.80	81,728.92
TOTALS FOR FUND 0022 LIBRARY BATES FUND	81,717.12		11.80	.00	11.80	81,728.92
0023 DISTRICT/COUNTY CRT TECH FUND 0023-00-000-000-0000-11010 - CASH	11,712.38	0023	104.79	.00	104.79	11,817.17

07/10/2020 08:51
adam8298

TOM GREEN COUNTY
ACCOUNT SUMMARY TRIAL BALANCE FOR FY20/JUN TO JUN
FUND

P 3
glatrbal

ACCOUNT ACCOUNT NAME	BEG. BALANCE	ORG	DEBITS	CREDITS	NET CHANGE	END BALANCE
TOTALS FOR FUND 0023 DISTRICT/COUNTY CRT TECH FUND	11,712.38		104.79	.00	104.79	11,817.17
0024 SPECIALTY COURT 0024-00-000-000-0000-11010 - CASH	1,475.60	0024	213.46	.21	213.25	1,688.85
TOTALS FOR FUND 0024 SPECIALTY COURT	1,475.60		213.46	.21	213.25	1,688.85
0026 SPECIAL VENUE TRIALS RESERVE 0026-00-000-000-0000-11010 - CASH	750,000.00	0026	76.85	76.85	.00	750,000.00
TOTALS FOR FUND 0026 SPECIAL VENUE TRIALS RESERVE	750,000.00		76.85	76.85	.00	750,000.00
0027 TX COMMUNITY DEV BLOCK GRANT 0027-00-000-000-0000-11010 - CASH	5.00	0027	.00	.00	.00	5.00
TOTALS FOR FUND 0027 TX COMMUNITY DEV BLOCK GRANT	5.00		.00	.00	.00	5.00
0028 TRUANCY PREVENTION & DIVERSION 0028-00-000-000-0000-11010 - CASH	13,551.63	0028	4,260.21	1.67	4,258.54	17,810.17
TOTALS FOR FUND 0028 TRUANCY PREVENTION & DIVERSION	13,551.63		4,260.21	1.67	4,258.54	17,810.17
0030 CNTY CLERK PRESERV & ARCHIVE 0030-00-000-000-0000-11010 - CASH	14,407.33	0030	21,577.31	700.94	20,876.37	35,283.70
TOTALS FOR FUND 0030 CNTY CLERK PRESERV & ARCHIVE	14,407.33		21,577.31	700.94	20,876.37	35,283.70
0031 GUARDIANSHIP FUND 0031-00-000-000-0000-11010 - CASH	8,571.93	0031	2,362.58	9,025.00	-6,662.42	1,909.51
TOTALS FOR FUND 0031 GUARDIANSHIP FUND	8,571.93		2,362.58	9,025.00	-6,662.42	1,909.51
0032 CNTY CLERK ARCHIVE 0032-00-000-000-0000-11010 - CASH	102,433.26	0032	21,042.55	9,376.52	11,666.03	114,099.29

07/10/2020 08:51
adam8298

TOM GREEN COUNTY
ACCOUNT SUMMARY TRIAL BALANCE FOR FY20/JUN TO JUN
FUND

P 4
glatrbal

ACCOUNT ACCOUNT NAME	BEG. BALANCE	ORG	DEBITS	CREDITS	NET CHANGE	END BALANCE
TOTALS FOR FUND 0032 CNTY CLERK ARCHIVE	102,433.26		21,042.55	9,376.52	11,666.03	114,099.29
0035 CHILD ABUSE PREVENTION 0035-00-000-000-0000-11010 - CASH	2,041.59	0035	9.02	.00	9.02	2,050.61
TOTALS FOR FUND 0035 CHILD ABUSE PREVENTION	2,041.59		9.02	.00	9.02	2,050.61
0036 THIRD COURT OF APPEALS 0036-00-000-000-0000-11010 - CASH	878.53	0036	1,300.70	853.73	446.97	1,325.50
TOTALS FOR FUND 0036 THIRD COURT OF APPEALS	878.53		1,300.70	853.73	446.97	1,325.50
0037 JUSTICE COURT SECURITY 0037-00-000-000-0000-11010 - CASH	73,101.32	0037	4,308.51	.00	4,308.51	77,409.83
TOTALS FOR FUND 0037 JUSTICE COURT SECURITY	73,101.32		4,308.51	.00	4,308.51	77,409.83
0038 WASTEWATER TREATMENT 0038-00-000-000-0000-11010 - CASH	920.00	0038	310.12	.12	310.00	1,230.00
TOTALS FOR FUND 0038 WASTEWATER TREATMENT	920.00		310.12	.12	310.00	1,230.00
0041 CA PRETRIAL DIVERSION FUND 0041-00-000-000-0000-11010 - CASH	1,527.33	0041	2,500.30	3,773.80	-1,273.50	253.83
TOTALS FOR FUND 0041 CA PRETRIAL DIVERSION FUND	1,527.33		2,500.30	3,773.80	-1,273.50	253.83
0043 DA PRETRIAL DIVERSION FUND 0043-00-000-000-0000-11010 - CASH	67,956.91	0043	2,509.84	2,231.23	278.61	68,235.52
TOTALS FOR FUND 0043 DA PRETRIAL DIVERSION FUND	67,956.91		2,509.84	2,231.23	278.61	68,235.52
0045 COUNTY ATTY FEE 0045-00-000-000-0000-11010 - CASH	10,742.12	0045	186.61	573.14	-386.53	10,355.59

07/10/2020 08:51
adam8298

TOM GREEN COUNTY
ACCOUNT SUMMARY TRIAL BALANCE FOR FY20/JUN TO JUN
FUND

P 5
glatrbal

ACCOUNT ACCOUNT NAME	BEG. BALANCE	ORG	DEBITS	CREDITS	NET CHANGE	END BALANCE
TOTALS FOR FUND 0045 COUNTY ATTY FEE	10,742.12		186.61	573.14	-386.53	10,355.59
0047 JUROR DONATIONS 0047-00-000-000-0000-11010 - CASH	1,150.00	0047	.17	.17	.00	1,150.00
TOTALS FOR FUND 0047 JUROR DONATIONS	1,150.00		.17	.17	.00	1,150.00
0048 ELECTION CONTRACT SERVICES 0048-00-000-000-0000-11010 - CASH	124,788.51	0048	401.03	4,086.16	-3,685.13	121,103.38
TOTALS FOR FUND 0048 ELECTION CONTRACT SERVICES	124,788.51		401.03	4,086.16	-3,685.13	121,103.38
0050 51ST DISTRICT ATTY FEE 0050-00-000-000-0000-11010 - CASH	2,564.05	0050	40.67	.00	40.67	2,604.72
TOTALS FOR FUND 0050 51ST DISTRICT ATTY FEE	2,564.05		40.67	.00	40.67	2,604.72
0051 LATERAL ROAD 0051-00-000-000-0000-11010 - CASH	34,279.93	0051	4.95	31,871.91	-31,866.96	2,412.97
TOTALS FOR FUND 0051 LATERAL ROAD	34,279.93		4.95	31,871.91	-31,866.96	2,412.97
0052 51ST DISTRICT ATTY FORFEITURE 0052-00-000-000-0000-11010 - CASH	779,075.56	0052	105.63	1,041.73	-936.10	778,139.46
TOTALS FOR FUND 0052 51ST DISTRICT ATTY FORFEITURE	779,075.56		105.63	1,041.73	-936.10	778,139.46
0054 LOCAL PROVIDER PARTICIPATION 0054-00-000-000-0000-11010 - CASH	4,884,164.21	0054	566.02	3,023,807.26	-3,023,241.24	1,860,922.97
TOTALS FOR FUND 0054 LOCAL PROVIDER PARTICIPATION	4,884,164.21		566.02	3,023,807.26	-3,023,241.24	1,860,922.97
0055 119TH DISTRICT ATTY FEE 0055-00-000-000-0000-11010 - CASH	5,218.14	0055	184.49	.00	184.49	5,402.63

07/10/2020 08:51
adam8298

TOM GREEN COUNTY
ACCOUNT SUMMARY TRIAL BALANCE FOR FY20/JUN TO JUN
FUND

P 6
glatrbal

ACCOUNT ACCOUNT NAME	BEG. BALANCE	ORG	DEBITS	CREDITS	NET CHANGE	END BALANCE
TOTALS FOR FUND 0055 119TH DISTRICT ATTY FEE	5,218.14		184.49	.00	184.49	5,402.63
0056 CIVIL STATE FEES 0056-00-000-000-0000-11010 - CASH	69,559.34	0056	54,614.89	7.38	54,607.51	124,166.85
TOTALS FOR FUND 0056 CIVIL STATE FEES	69,559.34		54,614.89	7.38	54,607.51	124,166.85
0058 119TH DISTRICT ATTY FORFEITURE 0058-00-000-000-0000-11010 - CASH	43,767.77	0058	5.99	1,041.71	-1,035.72	42,732.05
TOTALS FOR FUND 0058 119TH DISTRICT ATTY FORFEITURE	43,767.77		5.99	1,041.71	-1,035.72	42,732.05
0061 BATTERING INTER & PREV PRGM 0061-00-000-000-0000-11010 - CASH	7,778.49	0061	8,759.01	1.01	8,758.00	16,536.49
TOTALS FOR FUND 0061 BATTERING INTER & PREV PRGM	7,778.49		8,759.01	1.01	8,758.00	16,536.49
0062 AIC/ACC ADDITIONAL FUNDING 0062-00-000-000-0000-11010 - CASH	-87,118.62	0062	5,356.70	44,751.93	-39,395.23	-126,513.85
TOTALS FOR FUND 0062 AIC/ACC ADDITIONAL FUNDING	-87,118.62		5,356.70	44,751.93	-39,395.23	-126,513.85
0063 CONCHO VALLEY TAIP 0063-00-000-000-0000-11010 - CASH	80,897.30	0063	851.19	21,129.71	-20,278.52	60,618.78
TOTALS FOR FUND 0063 CONCHO VALLEY TAIP	80,897.30		851.19	21,129.71	-20,278.52	60,618.78
0064 CONCHO VALLEY DRUG COURT 0064-00-000-000-0000-11010 - CASH	21,407.21	0064	19,531.17	3,763.71	15,767.46	37,174.67
TOTALS FOR FUND 0064 CONCHO VALLEY DRUG COURT	21,407.21		19,531.17	3,763.71	15,767.46	37,174.67
0065 CSCD BASIC SUPERVISION 0065-00-000-000-0000-11010 - CASH	1,138,756.72	0065	2,164,965.10	1,917,479.86	247,485.24	1,386,241.96

07/10/2020 08:51
adam8298

TOM GREEN COUNTY
ACCOUNT SUMMARY TRIAL BALANCE FOR FY20/JUN TO JUN
FUND

P 7
glatrbal

ACCOUNT ACCOUNT NAME	BEG. BALANCE	ORG	DEBITS	CREDITS	NET CHANGE	END BALANCE
TOTALS FOR FUND 0065 CSCD BASIC SUPERVISION	1,138,756.72		2,164,965.10	1,917,479.86	247,485.24	1,386,241.96
0066 CRTC MALE CCF 0066-00-000-000-0000-11010 - CASH	347,431.66	0066	695,327.96	174,933.78	520,394.18	867,825.84
TOTALS FOR FUND 0066 CRTC MALE CCF	347,431.66		695,327.96	174,933.78	520,394.18	867,825.84
0069 SUBSTANCE ABUSE CASELOAD 0069-00-000-000-0000-11010 - CASH	24,331.57	0069	65,419.39	18,133.02	47,286.37	71,617.94
TOTALS FOR FUND 0069 SUBSTANCE ABUSE CASELOAD	24,331.57		65,419.39	18,133.02	47,286.37	71,617.94
0071 STATE & MUNICIPAL FEES 0071-00-000-000-0000-11010 - CASH	26,766.38	0071	16,500.26	9,922.40	6,577.86	33,344.24
TOTALS FOR FUND 0071 STATE & MUNICIPAL FEES	26,766.38		16,500.26	9,922.40	6,577.86	33,344.24
0072 CRIMINAL STATE FEES 0072-00-000-000-0000-11010 - CASH	143,570.06	0072	114,334.76	12.49	114,322.27	257,892.33
TOTALS FOR FUND 0072 CRIMINAL STATE FEES	143,570.06		114,334.76	12.49	114,322.27	257,892.33
0073 GRAFFITI ERADICATION 0073-00-000-000-0000-11010 - CASH	635.35	0073	.09	.00	.09	635.44
TOTALS FOR FUND 0073 GRAFFITI ERADICATION	635.35		.09	.00	.09	635.44
0077 UNCLAIMED PROPERTY FUND 0077-00-000-000-0000-11010 - CASH	21,334.44	0077	15.63	3.08	12.55	21,346.99
TOTALS FOR FUND 0077 UNCLAIMED PROPERTY FUND	21,334.44		15.63	3.08	12.55	21,346.99
0078 BAIL BOND COLLATERAL 0078-00-000-000-0000-11010 - CASH	1,700.00	0078	1,071.46	1,012.96	58.50	1,758.50

07/10/2020 08:51
adam8298

TOM GREEN COUNTY
ACCOUNT SUMMARY TRIAL BALANCE FOR FY20/JUN TO JUN
FUND

P 8
glatrbal

ACCOUNT ACCOUNT NAME	BEG. BALANCE	ORG	DEBITS	CREDITS	NET CHANGE	END BALANCE
TOTALS FOR FUND 0078 BAIL BOND COLLATERAL	1,700.00		1,071.46	1,012.96	58.50	1,758.50
0082 JUDICIAL EFFICIENCY 0082-00-000-000-0000-11010 - CASH	26,286.58	0082	1,621.67	96.94	1,524.73	27,811.31
TOTALS FOR FUND 0082 JUDICIAL EFFICIENCY	26,286.58		1,621.67	96.94	1,524.73	27,811.31
0089 COB INTEREST & SINKING 0089-00-000-000-0000-11010 - CASH	1,394,520.55	0089	53,873.44	.00	53,873.44	1,448,393.99
TOTALS FOR FUND 0089 COB INTEREST & SINKING	1,394,520.55		53,873.44	.00	53,873.44	1,448,393.99
0095 PAYROLL 0095-00-000-000-0000-11010 - CASH	7,080.34	0095	4,460,713.03	4,462,100.59	-1,387.56	5,692.78
TOTALS FOR FUND 0095 PAYROLL	7,080.34		4,460,713.03	4,462,100.59	-1,387.56	5,692.78
0097 SHERIFF LEOSE 0097-00-000-000-0000-11010 - CASH	33,945.97	0097	4.86	3,850.00	-3,845.14	30,100.83
TOTALS FOR FUND 0097 SHERIFF LEOSE	33,945.97		4.86	3,850.00	-3,845.14	30,100.83
0098 CHILD RESTRAINT STATE FEE 0098-00-000-000-0000-11010 - CASH	6,185.22	0098	525.92	.84	525.08	6,710.30
TOTALS FOR FUND 0098 CHILD RESTRAINT STATE FEE	6,185.22		525.92	.84	525.08	6,710.30
0100 COUNTY ATTORNEY LEOSE 0100-00-000-000-0000-11010 - CASH	563.10	0100	.08	.00	.08	563.18
TOTALS FOR FUND 0100 COUNTY ATTORNEY LEOSE	563.10		.08	.00	.08	563.18
0102 CONSTABLE #1 LEOSE 0102-00-000-000-0000-11010 - CASH	4,510.16	0102	.65	.00	.65	4,510.81

07/10/2020 08:51
adam8298

TOM GREEN COUNTY
ACCOUNT SUMMARY TRIAL BALANCE FOR FY20/JUN TO JUN
FUND

P 9
glatrbal

ACCOUNT ACCOUNT NAME	BEG. BALANCE	ORG	DEBITS	CREDITS	NET CHANGE	END BALANCE
TOTALS FOR FUND 0102 CONSTABLE #1 LEOSE	4,510.16		.65	.00	.65	4,510.81
0103 CONSTABLE #2 LEOSE 0103-00-000-000-0000-11010 - CASH	7,677.11	0103	1.11	.00	1.11	7,678.22
TOTALS FOR FUND 0103 CONSTABLE #2 LEOSE	7,677.11		1.11	.00	1.11	7,678.22
0104 CONSTABLE #3 LEOSE 0104-00-000-000-0000-11010 - CASH	3,783.98	0104	.55	.00	.55	3,784.53
TOTALS FOR FUND 0104 CONSTABLE #3 LEOSE	3,783.98		.55	.00	.55	3,784.53
0105 CONSTABLE #4 LEOSE 0105-00-000-000-0000-11010 - CASH	2,036.56	0105	.29	.00	.29	2,036.85
TOTALS FOR FUND 0105 CONSTABLE #4 LEOSE	2,036.56		.29	.00	.29	2,036.85
0109 MHI SPEC NEEDS OFFENDER 0109-00-000-000-0000-11010 - CASH	19,401.94	0109	14,229.87	5,852.00	8,377.87	27,779.81
TOTALS FOR FUND 0109 MHI SPEC NEEDS OFFENDER	19,401.94		14,229.87	5,852.00	8,377.87	27,779.81
0110 JUVENILE DEFERRED PROCESSING 0110-00-000-000-0000-11010 - CASH	38,522.87	0110	220.19	.00	220.19	38,743.06
TOTALS FOR FUND 0110 JUVENILE DEFERRED PROCESSING	38,522.87		220.19	.00	220.19	38,743.06
0111 EXCESS CONTRIBUTIONS 0111-00-000-000-0000-11010 - CASH	14,776.91	0111	2.13	.00	2.13	14,779.04
TOTALS FOR FUND 0111 EXCESS CONTRIBUTIONS	14,776.91		2.13	.00	2.13	14,779.04
0112 JUVENILE RESTITUTION 0112-00-000-000-0000-11010 - CASH	3,485.95	0112	130.49	3,485.59	-3,355.10	130.85

07/10/2020 08:51
adam8298

TOM GREEN COUNTY
ACCOUNT SUMMARY TRIAL BALANCE FOR FY20/JUN TO JUN
FUND

P 10
glatrbal

ACCOUNT ACCOUNT NAME	BEG. BALANCE	ORG	DEBITS	CREDITS	NET CHANGE	END BALANCE
TOTALS FOR FUND 0112 JUVENILE RESTITUTION	3,485.95		130.49	3,485.59	-3,355.10	130.85
0114 CHILD SAFETY FEE COUNTY SHARE 0114-00-000-000-0000-11010 - CASH	23,142.50	0114	2,960.99	45.99	2,915.00	26,057.50
TOTALS FOR FUND 0114 CHILD SAFETY FEE COUNTY SHARE	23,142.50		2,960.99	45.99	2,915.00	26,057.50
0116 CRTC FEMALE CCF 0116-00-000-000-0000-11010 - CASH	499,975.71	0116	865,231.53	238,667.31	626,564.22	1,126,539.93
TOTALS FOR FUND 0116 CRTC FEMALE CCF	499,975.71		865,231.53	238,667.31	626,564.22	1,126,539.93
0117 JUVENILE UNCLAIMED RESTITUTION 0117-00-000-000-0000-11010 - CASH	5,066.65	0117	1.22	.00	1.22	5,067.87
TOTALS FOR FUND 0117 JUVENILE UNCLAIMED RESTITUTION	5,066.65		1.22	.00	1.22	5,067.87
0120 2018 COB CAPITAL PROJECTS 0120-00-000-000-0000-11010 - CASH	5,961.80	0120	25,531.27	30,744.06	-5,212.79	749.01
TOTALS FOR FUND 0120 2018 COB CAPITAL PROJECTS	5,961.80		25,531.27	30,744.06	-5,212.79	749.01
0125 TGC BENEFITS TRUST 0125-00-000-000-0000-11010 - CASH	.00	0125	429,615.23	429,615.23	.00	.00
TOTALS FOR FUND 0125 TGC BENEFITS TRUST	.00		429,615.23	429,615.23	.00	.00
0150 COMMUNITY RE-ENRICHMENT WORK 0150-00-000-000-0000-11010 - CASH	10,680.14	0150	28,357.17	7,604.45	20,752.72	31,432.86
TOTALS FOR FUND 0150 COMMUNITY RE-ENRICHMENT WORK	10,680.14		28,357.17	7,604.45	20,752.72	31,432.86
0155 DOMESTIC VIOLENCE CASELOAD 0155-00-000-000-0000-11010 - CASH	11,448.67	0155	12,121.50	1.50	12,120.00	23,568.67

07/10/2020 08:51
adam8298

TOM GREEN COUNTY
ACCOUNT SUMMARY TRIAL BALANCE FOR FY20/JUN TO JUN
FUND

P 11
glatrbal

ACCOUNT ACCOUNT NAME	BEG. BALANCE	ORG	DEBITS	CREDITS	NET CHANGE	END BALANCE
TOTALS FOR FUND 0155 DOMESTIC VIOLENCE CASELOAD	11,448.67		12,121.50	1.50	12,120.00	23,568.67
0156 SEX OFFENDER COUNSELING 0156-00-000-000-0000-11010 - CASH	17,333.55	0156	44,733.83	9,291.05	35,442.78	52,776.33
TOTALS FOR FUND 0156 SEX OFFENDER COUNSELING	17,333.55		44,733.83	9,291.05	35,442.78	52,776.33
0157 PRETRIAL DIVERSION PROGRAM 0157-00-000-000-0000-11010 - CASH	18,815.00	0157	24,376.84	6,875.31	17,501.53	36,316.53
TOTALS FOR FUND 0157 PRETRIAL DIVERSION PROGRAM	18,815.00		24,376.84	6,875.31	17,501.53	36,316.53
0401 SHERIFF FORFEITURE 0401-00-000-000-0000-11010 - CASH	195,263.71	0401	5,011.74	104.10	4,907.64	200,171.35
TOTALS FOR FUND 0401 SHERIFF FORFEITURE	195,263.71		5,011.74	104.10	4,907.64	200,171.35
0500 STATE AID REGIONAL 0500-00-000-000-0000-11010 - CASH	.00	0500	181,336.33	181,336.33	.00	.00
TOTALS FOR FUND 0500 STATE AID REGIONAL	.00		181,336.33	181,336.33	.00	.00
0503 COMM CORRECTIONS LOCAL 0503-00-000-000-0000-11010 - CASH	105,064.92	0503	7,859.19	418.86	7,440.33	112,505.25
TOTALS FOR FUND 0503 COMM CORRECTIONS LOCAL	105,064.92		7,859.19	418.86	7,440.33	112,505.25
0504 TITLE IV E REGIONAL 0504-00-000-000-0000-11010 - CASH	150,698.51	0504	1,379.00	20.32	1,358.68	152,057.19
TOTALS FOR FUND 0504 TITLE IV E REGIONAL	150,698.51		1,379.00	20.32	1,358.68	152,057.19
0508 TYC REGIONAL 0508-00-000-000-0000-11010 - CASH	14,615.03	0508	1.98	1.98	.00	14,615.03

07/10/2020 08:51
adam8298

TOM GREEN COUNTY
ACCOUNT SUMMARY TRIAL BALANCE FOR FY20/JUN TO JUN
FUND

P 12
glatrbal

ACCOUNT ACCOUNT NAME	BEG. BALANCE	ORG	DEBITS	CREDITS	NET CHANGE	END BALANCE
TOTALS FOR FUND 0508 TYC REGIONAL	14,615.03		1.98	1.98	.00	14,615.03
0509 PRIOR YR INTEREST REGIONAL 0509-00-000-000-0000-11010 - CASH	11,637.76	0509	23.89	.00	23.89	11,661.65
TOTALS FOR FUND 0509 PRIOR YR INTEREST REGIONAL	11,637.76		23.89	.00	23.89	11,661.65
0517 TITLE IV E INT COKE 0517-00-000-000-0000-11010 - CASH	9,534.79	0517	20.32	.00	20.32	9,555.11
TOTALS FOR FUND 0517 TITLE IV E INT COKE	9,534.79		20.32	.00	20.32	9,555.11
0540 GRANT R; TGC; REG 0540-00-000-000-0000-11010 - CASH	7,500.00	0540	7,500.82	7,500.82	.00	7,500.00
TOTALS FOR FUND 0540 GRANT R; TGC; REG	7,500.00		7,500.82	7,500.82	.00	7,500.00
0541 TGC DIVERSION GRANT 0541-00-000-000-0000-11010 - CASH	-95,828.79	0541	56,661.10	27,373.07	29,288.03	-66,540.76
TOTALS FOR FUND 0541 TGC DIVERSION GRANT	-95,828.79		56,661.10	27,373.07	29,288.03	-66,540.76
0560 BASIC PROBATION SERVICES-REG 0560-00-000-000-0000-11010 - CASH	20,799.78	0560	8,969.57	7,915.27	1,054.30	21,854.08
TOTALS FOR FUND 0560 BASIC PROBATION SERVICES-REG	20,799.78		8,969.57	7,915.27	1,054.30	21,854.08
0561 COMMUNITY PROGRAMS-REGIONAL 0561-00-000-000-0000-11010 - CASH	10,213.25	0561	3,531.29	3,186.03	345.26	10,558.51
TOTALS FOR FUND 0561 COMMUNITY PROGRAMS-REGIONAL	10,213.25		3,531.29	3,186.03	345.26	10,558.51
0562 PRE & POST ADJUDICATION - REG 0562-00-000-000-0000-11010 - CASH	6,880.86	0562	.74	.74	.00	6,880.86

07/10/2020 08:51
adam8298

TOM GREEN COUNTY
ACCOUNT SUMMARY TRIAL BALANCE FOR FY20/JUN TO JUN
FUND

P 13
glatrbal

ACCOUNT ACCOUNT NAME	BEG. BALANCE	ORG	DEBITS	CREDITS	NET CHANGE	END BALANCE
TOTALS FOR FUND 0562 PRE & POST ADJUDICATION - REG	6,880.86		.74	.74	.00	6,880.86
0563 COMMITMENT DIVERSION - REG 0563-00-000-000-0000-11010 - CASH	5,267.00	0563	.67	.67	.00	5,267.00
TOTALS FOR FUND 0563 COMMITMENT DIVERSION - REG	5,267.00		.67	.67	.00	5,267.00
0564 MENTAL HEALTH SERVICES - REG 0564-00-000-000-0000-11010 - CASH	-506.09	0564	982.00	1,335.76	-353.76	-859.85
TOTALS FOR FUND 0564 MENTAL HEALTH SERVICES - REG	-506.09		982.00	1,335.76	-353.76	-859.85
0570 BASIC PROBATION SUPERVISION 0570-00-000-000-0000-11010 - CASH	23,474.12	0570	8,838.54	5,909.49	2,929.05	26,403.17
TOTALS FOR FUND 0570 BASIC PROBATION SUPERVISION	23,474.12		8,838.54	5,909.49	2,929.05	26,403.17
0571 COMMUNITY PROGRAMS 0571-00-000-000-0000-11010 - CASH	46,174.21	0571	17,653.61	14,577.01	3,076.60	49,250.81
TOTALS FOR FUND 0571 COMMUNITY PROGRAMS	46,174.21		17,653.61	14,577.01	3,076.60	49,250.81
0572 PRE & POST ADJUDICATION 0572-00-000-000-0000-11010 - CASH	33,303.34	0572	34,480.62	27,315.45	7,165.17	40,468.51
TOTALS FOR FUND 0572 PRE & POST ADJUDICATION	33,303.34		34,480.62	27,315.45	7,165.17	40,468.51
0573 COMMITMENT DIVERSION 0573-00-000-000-0000-11010 - CASH	8,431.30	0573	1,640.01	1.01	1,639.00	10,070.30
TOTALS FOR FUND 0573 COMMITMENT DIVERSION	8,431.30		1,640.01	1.01	1,639.00	10,070.30
0574 MENTAL HEALTH SERVICES 0574-00-000-000-0000-11010 - CASH	13,728.23	0574	4,783.72	3,580.03	1,203.69	14,931.92

07/10/2020 08:51
adam8298

TOM GREEN COUNTY
ACCOUNT SUMMARY TRIAL BALANCE FOR FY20/JUN TO JUN
FUND

P 14
glatrbal

ACCOUNT ACCOUNT NAME	BEG. BALANCE	ORG	DEBITS	CREDITS	NET CHANGE	END BALANCE
TOTALS FOR FUND 0574 MENTAL HEALTH SERVICES	13,728.23		4,783.72	3,580.03	1,203.69	14,931.92
0582 TYC TGC PAROLE SERVICES 0582-00-000-000-0000-11010 - CASH	47,829.98	0582	6.47	6.47	.00	47,829.98
TOTALS FOR FUND 0582 TYC TGC PAROLE SERVICES	47,829.98		6.47	6.47	.00	47,829.98
0583 TITLE IV E TGC 0583-00-000-000-0000-11010 - CASH	1,216,433.45	0583	16,224.01	2,906.67	13,317.34	1,229,750.79
TOTALS FOR FUND 0583 TITLE IV E TGC	1,216,433.45		16,224.01	2,906.67	13,317.34	1,229,750.79
0595 SPECIAL NEEDS DIVERSIONARY PRM 0595-00-000-000-0000-11010 - CASH	3,893.03	0595	2,661.46	2,476.46	185.00	4,078.03
TOTALS FOR FUND 0595 SPECIAL NEEDS DIVERSIONARY PRM	3,893.03		2,661.46	2,476.46	185.00	4,078.03
0596 PIDPP - GRANT "S" 0596-00-000-000-0000-11010 - CASH	20,150.00	0596	8,002.23	3,530.23	4,472.00	24,622.00
TOTALS FOR FUND 0596 PIDPP - GRANT "S"	20,150.00		8,002.23	3,530.23	4,472.00	24,622.00
0597 TITLE IV E INT TGC 0597-00-000-000-0000-11010 - CASH	57,394.47	0597	163.74	.00	163.74	57,558.21
TOTALS FOR FUND 0597 TITLE IV E INT TGC	57,394.47		163.74	.00	163.74	57,558.21
0599 PRIOR YR INTEREST TGC 0599-00-000-000-0000-11010 - CASH	6,609.13	0599	45.86	.00	45.86	6,654.99
TOTALS FOR FUND 0599 PRIOR YR INTEREST TGC	6,609.13		45.86	.00	45.86	6,654.99
0600 REIM FOR MANDATED FUNDING 0600-00-000-000-0000-11010 - CASH	68,293.21	0600	3,741.63	151,715.69	-147,974.06	-79,680.85

07/10/2020 08:51
adam8298

TOM GREEN COUNTY
ACCOUNT SUMMARY TRIAL BALANCE FOR FY20/JUN TO JUN
FUND

P 15
glatrbal

ACCOUNT ACCOUNT NAME	BEG. BALANCE	ORG	DEBITS	CREDITS	NET CHANGE	END BALANCE
TOTALS FOR FUND 0600 REIM FOR MANDATED FUNDING	68,293.21		3,741.63	151,715.69	-147,974.06	-79,680.85
0613 DISTRICT ATTY GRANTS 0613-00-000-000-0000-11010 - CASH	-11,557.42	0613	3,242.62	5,778.71	-2,536.09	-14,093.51
TOTALS FOR FUND 0613 DISTRICT ATTY GRANTS	-11,557.42		3,242.62	5,778.71	-2,536.09	-14,093.51
0625 COUNTY ATTY GRANTS 0625-00-000-000-0000-11010 - CASH	-6,438.70	0625	3,219.35	3,219.35	.00	-6,438.70
TOTALS FOR FUND 0625 COUNTY ATTY GRANTS	-6,438.70		3,219.35	3,219.35	.00	-6,438.70
0654 SHERIFF GRANTS 0654-00-000-000-0000-11010 - CASH	-12,127.90	0654	6,418.60	74,209.30	-67,790.70	-79,918.60
TOTALS FOR FUND 0654 SHERIFF GRANTS	-12,127.90		6,418.60	74,209.30	-67,790.70	-79,918.60
0665 ADULT PROBATION GRANTS 0665-00-000-000-0000-11010 - CASH	-1,830.05	0665	.00	3,660.10	-3,660.10	-5,490.15
TOTALS FOR FUND 0665 ADULT PROBATION GRANTS	-1,830.05		.00	3,660.10	-3,660.10	-5,490.15
0699 BLOCK GRANTS 0699-00-000-000-0000-11010 - CASH	-738,335.05	0699	691,176.90	96,889.67	594,287.23	-144,047.82
TOTALS FOR FUND 0699 BLOCK GRANTS	-738,335.05		691,176.90	96,889.67	594,287.23	-144,047.82
REPORT TOTALS	12,553,677.09		17,894,926.07	17,506,740.83	388,185.24	12,941,862.33

** END OF REPORT - Generated by ADAM NUNEZ **

07/10/2020 08:52
adam8298

TOM GREEN COUNTY
ACCOUNT SUMMARY TRIAL BALANCE FOR FY20/JUN TO JUN
FUND

P 1
glatrbal

ACCOUNT ACCOUNT NAME	BEG. BALANCE	ORG	DEBITS	CREDITS	NET CHANGE	END BALANCE
0001-00-000-000-0000-11513 - CERTIFICATE OF DEPOSITS	5,402,784.54	0001	6,516.51	1,125.58	5,390.93	5,408,175.47
0001-00-000-000-0000-11515 - TEXAS CLASS	22,650,048.21	0001	70,168.34	3,000,000.00	-2,929,831.66	19,720,216.55
0001-00-000-000-0000-11517 - TEXPOOL INVESTMENTS	2,086,226.31	0001	475.67	.00	475.67	2,086,701.98
0001-00-000-000-0000-11518 - TEXPOOL PRIME INVESTMENTS	2,115,341.58	0001	1,353.21	.00	1,353.21	2,116,694.79
TOTALS FOR FUND 0001 GENERAL FUND	32,254,400.64		78,513.73	3,001,125.58	-2,922,611.85	29,331,788.79
0005 ROAD & BRIDGE PRECINCT 1 & 3 0005-00-000-000-0000-11515 - TEXAS CLASS	379,990.14	0005	248.16	.00	248.16	380,238.30
TOTALS FOR FUND 0005 ROAD & BRIDGE PRECINCT 1 & 3	379,990.14		248.16	.00	248.16	380,238.30
0006 ROAD & BRIDGE PRECINCT 2 & 4 0006-00-000-000-0000-11515 - TEXAS CLASS	316,176.50	0006	210.22	50,000.00	-49,789.78	266,386.72
TOTALS FOR FUND 0006 ROAD & BRIDGE PRECINCT 2 & 4	316,176.50		210.22	50,000.00	-49,789.78	266,386.72
0019 COUNTY RECORDS MANAGEMENT 0019-00-000-000-0000-11515 - TEXAS CLASS	116,701.70	0019	74.34	10,000.00	-9,925.66	106,776.04
TOTALS FOR FUND 0019 COUNTY RECORDS MANAGEMENT	116,701.70		74.34	10,000.00	-9,925.66	106,776.04
0030 CNTY CLERK PRESERV & ARCHIVE 0030-00-000-000-0000-11515 - TEXAS CLASS	158,319.39	0030	99.24	.00	99.24	158,418.63
TOTALS FOR FUND 0030 CNTY CLERK PRESERV & ARCHIVE	158,319.39		99.24	.00	99.24	158,418.63
0078 BAIL BOND COLLATERAL 0078-00-000-000-0000-11513 - CERTIFICATE OF DEPOSITS	360,000.00	0078	.00	.00	.00	360,000.00
0078-00-000-000-0000-11515 -CLEAR TEXAS CLASS	150,000.00	0078	47.43	94.86	-47.43	149,952.57
0078-00-000-000-0000-11515 -JENKI TEXAS CLASS	10,000.00	0078	3.16	6.32	-3.16	9,996.84
0078-00-000-000-0000-11515 -QUICK TEXAS CLASS	25,000.00	0078	1,007.91	15.82	992.09	25,992.09

07/10/2020 08:52
adam8298

TOM GREEN COUNTY
ACCOUNT SUMMARY TRIAL BALANCE FOR FY20/JUN TO JUN
FUND

P 2
glatrbal

ACCOUNT ACCOUNT NAME	BEG. BALANCE	ORG	DEBITS	CREDITS	NET CHANGE	END BALANCE
TOTALS FOR FUND 0078 BAIL BOND COLLATERAL	545,000.00		1,058.50	117.00	941.50	545,941.50
0120 2018 COB CAPITAL PROJECTS 0120-00-000-000-0000-11515 - TEXAS CLASS	4,104,387.07	0120	2,661.88	25,000.00	-22,338.12	4,082,048.95
TOTALS FOR FUND 0120 2018 COB CAPITAL PROJECTS	4,104,387.07		2,661.88	25,000.00	-22,338.12	4,082,048.95
REPORT TOTALS	37,874,975.44		82,866.07	3,086,242.58	-3,003,376.51	34,871,598.93

** END OF REPORT - Generated by ADAM NUNEZ **

Interest Earned

Bank Service Charge

Credit Card Balance

Electronic Filing Balance

Wells Fargo (Oper)**Texas Class (Annual Yield)**

Interest Earned	Interest Rate	Interest Variance	Fiscal	Interest Earned	Interest Rate	Interest Variance
\$ 999.34	0.3000%		Oct-19	\$ 27,290.58	2.0900%	
\$ 1,159.27	0.3000%	0.0000%	Nov-19	\$ 21,778.00	1.9400%	-0.1500%
\$ 1,372.64	0.3000%	0.0000%	Dec-19	\$ 19,240.56	1.8800%	-0.0600%
\$ 1,543.88	0.3000%	0.0000%	Jan-20	\$ 34,272.95	1.8800%	0.0000%
\$ 1,352.03	0.3000%	0.0000%	Feb-20	\$ 43,508.16	1.7700%	-0.1100%
\$ 780.23	0.2500%	-0.0500%	Mar-20	\$ 41,377.80	1.4700%	-0.3000%
\$ 436.31	0.1600%	-0.0900%	Apr-20	\$ 28,473.34	1.1000%	-0.3700%
\$ 415.07	0.1600%	0.0000%	May-20	\$ 18,403.68	0.7600%	-0.3400%
\$ 410.12	0.1600%	0.0000%	Jun-20	\$ 12,107.85	0.5900%	-0.1700%
\$ -	0.0000%	0.0000%	Jul-20	\$ -	0.0000%	0.0000%
\$ -	0.0000%	0.0000%	Aug-20	\$ -	0.0000%	0.0000%
\$ -	0.0000%	0.0000%	Sep-20	\$ -	0.0000%	0.0000%
\$ 8,468.89	0.2478%		TTD	\$ 246,452.92	1.4978%	

* Wells Fargo Interest is only for the OPER Account - the Munis detail will include all bank accounts

Texpool (Avg Monthly Rate)**Texpool Prime (Avg Mthly Rate)**

Interest Earned	Interest Rate	Interest Variance		Interest Earned	Interest Rate	Interest Variance
\$ 4,332.02	1.9100%		Oct-19	\$ 4,987.80	2.0700%	
\$ 2,857.37	1.6774%	-0.2326%	Nov-19	\$ 3,219.48	1.8665%	-0.2035%
\$ 2,860.07	1.6200%	-0.0574%	Dec-19	\$ 3,270.51	1.8300%	-0.0365%
\$ 2,810.80	1.5900%	-0.0300%	Jan-20	\$ 3,219.25	1.8000%	-0.0300%
\$ 2,630.17	1.5900%	0.0000%	Feb-20	\$ 2,954.34	1.7600%	-0.0400%
\$ 1,775.63	1.0000%	-0.5900%	Mar-20	\$ 2,394.53	1.3400%	-0.4200%
\$ 780.21	0.4500%	-0.5500%	Apr-20	\$ 1,634.64	0.9400%	-0.4000%
\$ 475.67	0.2700%	-0.1800%	May-20	\$ 1,353.21	0.7500%	-0.1900%
\$ 371.20	0.2200%	-0.0500%	Jun-20	\$ 911.68	0.5200%	-0.2300%
\$ -	0.0000%	0.0000%	Jul-20	\$ -	0.0000%	0.0000%
\$ -	0.0000%	0.0000%	Aug-20	\$ -	0.0000%	0.0000%
\$ -	0.0000%	0.0000%	Sep-20	\$ -	0.0000%	0.0000%
\$ 18,893.14	1.1475%		TTD	\$ 23,945.44	1.4307%	

07/23/2020
11:09:04

TOM GREEN COUNTY
INTEREST

FROM 2020 01 TO 2020 13

	ORIGINAL APPROP	TRANFRS/ ADJSTMTS	REVISED BUDGET	ACTUALS	ENCUMBRANCES	AVAILABLE BUDGET	PCT USED
43701 DEPOSITORY INTEREST	21,890	0	21,890	24,129.48	.00	-2,239.48	110.2%
TOTAL REVENUES	21,890	0	21,890	24,129.48	.00	-2,239.48	
43702 TX CLASS ASSET SECURITY INT	0	0	0	.00	.00	.00	.0%
43703 CERTIFICATE OF DEPOSIT INTERES	100,000	0	100,000	103,597.39	.00	-3,597.39	103.6%
TOTAL REVENUES	100,000	0	100,000	103,597.39	.00	-3,597.39	
43705 TEXAS CLASS INTEREST	239,400	0	239,400	246,601.01	.00	-7,201.01	103.0%
TOTAL REVENUES	239,400	0	239,400	246,601.01	.00	-7,201.01	
43707 TEXPOOL INTEREST	40,000	0	40,000	18,893.14	.00	21,106.86	47.2%
TOTAL REVENUES	40,000	0	40,000	18,893.14	.00	21,106.86	
43708 TEXPOOL PRIME INTEREST	50,000	0	50,000	23,945.44	.00	26,054.56	47.9%
TOTAL REVENUES	50,000	0	50,000	23,945.44	.00	26,054.56	
43711 GAIN ON INVESTMENT	0	0	0	.00	.00	.00	.0%
43712 MINERAL INTEREST	0	0	0	506.65	.00	-506.65	.0%
TOTAL REVENUES	0	0	0	506.65	.00	-506.65	
GRAND TOTAL	451,290	0	451,290	417,673.11	.00	33,616.89	92.6%

07/13/2020
09:38:43

TOM GREEN COUNTY
BANK SERVICE CHARGE

FROM 2020 01 TO 2020 13

	ORIGINAL APPROP	TRANFRS/ ADJSTMTS	REVISED BUDGET	ACTUALS	ENCUMBRANCES	AVAILABLE BUDGET	PCT USED
70444 BANK SVC CHARGES	35,000	0	35,000	25,093.69	.00	9,906.31	71.7%
TOTAL EXPENSES	35,000	0	35,000	25,093.69	.00	9,906.31	
GRAND TOTAL	35,000	0	35,000	25,093.69	.00	9,906.31	71.7%

07/10/2020 08:59
adam8298

TOM GREEN COUNTY
ACCOUNT SUMMARY TRIAL BALANCE FOR FY20/JUN TO JUN
FUND

P 1
glatrbal

ACCOUNT NAME	BEG. BALANCE	ORG	DEBITS	CREDITS	NET CHANGE	END BALANCE
0001-00-000-000-0000-11703 - COUNTY CLERK CREDIT CARD	1,326.69	0001	31,675.61	32,773.00	-1,097.39	229.30
0001-00-000-000-0000-11714 - DISTRICT CLERK CREDIT CARD	1,346.59	0001	9,481.00	14,832.00	-5,351.00	-4,004.41
0001-00-000-000-0000-11715 - JP1 CREDIT CARD CLEARING ACCT	1,356.60	0001	10,504.70	11,072.00	-567.30	789.30
0001-00-000-000-0000-11716 - JP2 CREDIT CARD CLEARING ACCT	12,945.39	0001	99,590.15	110,784.00	-11,193.85	1,751.54
0001-00-000-000-0000-11717 - JP3 CREDIT CARD CLEARING ACCT	2,606.60	0001	24,958.53	26,504.00	-1,545.47	1,061.13
0001-00-000-000-0000-11718 - JP4 CREDIT CARD CLEARING ACCT	2,112.10	0001	12,870.50	14,597.00	-1,726.50	385.60
0001-00-000-000-0000-11723 - COUNTY CLERK EFILE ACCOUNT	1,929.00	0001	21,118.00	22,647.00	-1,529.00	400.00
0001-00-000-000-0000-11724 - DISTRICT CLERK EFILE ACCOUNT	3,651.00	0001	24,632.00	31,647.00	-7,015.00	-3,364.00
0001-00-000-000-0000-11725 - JP#1 EFILE ACCOUNT	5.00	0001	.00	.00	.00	5.00
0001-00-000-000-0000-11726 - JP#2 EFILE ACCOUNT	5.00	0001	.00	.00	.00	5.00
0001-00-000-000-0000-11727 - JP#3 EFILE ACCOUNT	5.00	0001	.00	.00	.00	5.00
0001-00-000-000-0000-11728 - JP#4 EFILE ACCOUNT	51.00	0001	545.00	591.00	-46.00	5.00
0001-00-000-000-0000-11750 - ACH/WIRE BANK ACCOUNT IRS	5.00	0001	155.00	186.00	-31.00	-26.00
0001-00-000-000-0000-11780 - LIBRARY CREDIT CARD CLEARING	80.58	0001	1,321.46	1,219.59	101.87	182.45
0001-01-000-036-0000-11733 - RESEARCH TX CLEARING - CC	5.00	00010360	10.90	10.90	.00	5.00
0001-01-000-036-0000-11734 - RESEARCH TX CLEARING - DC	5.00	00010360	5.20	5.20	.00	5.00
TOTALS FOR FUND 0001 GENERAL FUND	27,435.55		236,868.05	266,868.69	-30,000.64	-2,565.09
REPORT TOTALS	27,435.55		236,868.05	266,868.69	-30,000.64	-2,565.09

** END OF REPORT - Generated by ADAM NUNEZ **

Bond Indebtedness

TOM GREEN COUNTY INDEBTEDNESS

June 2020 Ending Balance

FUND 087 TAX NOTES SERIES 2009

TAX NOTES, SERIES 2009

2.4970300% (Net Eff Int Rate - Texas Vernon's)

ORIGINAL DEBT ISSUED \$8,350,000.00

TOM GREEN COUNTY INDEBTEDNESS

15 Certificate of Obligation

FUND 089 CERTIFICATE OF OBLIGATION SERIES 2015

3.54075300% (Net Eff Int Rate - Texas Vernon's)

ORIGINAL DEBT ISSUED \$50,000,000.00

<u>PREVIOUS BALANCE OUTSTANDING</u>	<u>PRINCIPAL PAYMENT DUE</u>	<u>CURRENT BALANCE OUTSTANDING</u>	<u>SCHEDULED DUE DATE</u>	
50,000,000.00	\$0.00	50,000,000.00	01-Feb-16	
50,000,000.00	\$0.00	50,000,000.00	01-Feb-17	
50,000,000.00	\$1,365,000.00	48,635,000.00	01-Feb-18	<u>PAID</u>
48,635,000.00	\$1,525,000.00	47,110,000.00	01-Feb-19	<u>PAID</u>
47,110,000.00	\$1,605,000.00	45,505,000.00	01-Feb-20	<u>PAID</u>
45,505,000.00	\$1,690,000.00	43,815,000.00	01-Feb-21	
43,815,000.00	\$1,775,000.00	42,040,000.00	01-Feb-22	
42,040,000.00	\$1,865,000.00	40,175,000.00	01-Feb-23	
40,175,000.00	\$1,940,000.00	38,235,000.00	01-Feb-24	
38,235,000.00	\$2,020,000.00	36,215,000.00	01-Feb-25	
36,215,000.00	\$2,125,000.00	34,090,000.00	01-Feb-26	
34,090,000.00	\$2,235,000.00	31,855,000.00	01-Feb-27	
31,855,000.00	\$2,325,000.00	29,530,000.00	01-Feb-28	
29,530,000.00	\$2,420,000.00	27,110,000.00	01-Feb-29	
27,110,000.00	\$2,520,000.00	24,590,000.00	01-Feb-30	
24,590,000.00	\$2,630,000.00	21,960,000.00	01-Feb-31	
21,960,000.00	\$2,765,000.00	19,195,000.00	01-Feb-32	
19,195,000.00	\$2,880,000.00	16,315,000.00	01-Feb-33	
16,315,000.00	\$2,995,000.00	13,320,000.00	01-Feb-34	
13,320,000.00	\$3,130,000.00	10,190,000.00	01-Feb-35	
10,190,000.00	\$3,270,000.00	6,920,000.00	01-Feb-36	
6,920,000.00	\$3,395,000.00	3,525,000.00	01-Feb-37	
3,525,000.00	\$3,525,000.00	0.00	01-Feb-38	

* PRINCIPAL PAYMENTS DUE ANNUALLY ON THE 1st DAY OF FEBRUARY. ACTUALLY PAID EVERY JANUARY

** INTEREST PAYMENTS ARE DUE SEMI-ANNUALLY ON THE 1st DAY OF FEBRUARY AND AUGUST

TOM GREEN COUNTY INDEBTEDNESS

June 2020 Ending Balance

FUND 081 COMBINATION TAX & LIMITED SURPLUS REVENUE CERTIFICATES OF OBLIGATION ,SERIES 2017

Cusip Prefix 889642

PREVIOUS BALANCE OUTSTANDING	PRINCIPAL PAYMENT DUE	CURRENT BALANCE OUTSTANDING	SCHEDULED DUE DATE	
9,515,000.00	\$0.00	9,515,000.00	01-Feb-17	
9,515,000.00	\$170,000.00	9,345,000.00	01-Feb-18	GJ7 <u>PAID</u>
9,345,000.00	\$305,000.00	9,040,000.00	01-Feb-19	GK4 <u>PAID</u>
9,040,000.00	\$310,000.00	8,730,000.00	01-Feb-20	GL2 <u>PAID</u>
8,730,000.00	\$345,000.00	8,385,000.00	01-Feb-21	GM0
8,385,000.00	\$355,000.00	8,030,000.00	01-Feb-22	GN8
8,030,000.00	\$365,000.00	7,665,000.00	01-Feb-23	GP3
7,665,000.00	\$380,000.00	7,285,000.00	01-Feb-24	GQ1
7,285,000.00	\$395,000.00	6,890,000.00	01-Feb-25	GR9
6,890,000.00	\$415,000.00	6,475,000.00	01-Feb-26	GS7
6,475,000.00	\$430,000.00	6,045,000.00	01-Feb-27	GT5
6,045,000.00	\$445,000.00	5,600,000.00	01-Feb-28	GU2
5,600,000.00	\$500,000.00	5,100,000.00	01-Feb-29	GV0
5,100,000.00	\$510,000.00	4,590,000.00	01-Feb-30	GV0
4,590,000.00	\$525,000.00	4,065,000.00	01-Feb-31	GV0
4,065,000.00	\$540,000.00	3,525,000.00	01-Feb-32	GV0
3,525,000.00	\$555,000.00	2,970,000.00	01-Feb-33	GV0
2,970,000.00	\$570,000.00	2,400,000.00	01-Feb-34	GV0
2,400,000.00	\$585,000.00	1,815,000.00	01-Feb-35	GV0
1,815,000.00	\$600,000.00	1,215,000.00	01-Feb-36	GV0
1,215,000.00	\$615,000.00	600,000.00	01-Feb-37	GV0
600,000.00	\$600,000.00	0.00	01-Feb-38	GW8

TOM GREEN COUNTY INDEBTEDNESS

June 2020 Ending Balance

FUND 080 COMBINATION TAX & LIMITED SURPLUS REVENUE CERTIFICATES OF OBLIGATION, SERIES 2018

Cusip NO. Prefix: 889642

MATURITY SCHEDULE
\$7,960,000

\$4,670,000 Serial Certificates

PREVIOUS BALANCE OUTSTANDING	PRINCIPAL AMOUNT DUE	CURRENT BALANCE OUTSTANDING	SCHEDULED DUE DATE	
7,960,000.00	\$0.00	\$7,960,000.00	1-Feb-18	
7,960,000.00	\$160,000.00	\$7,800,000.00	1-Feb-19 GX6	PAID
7,800,000.00	\$250,000.00	\$7,550,000.00	1-Feb-20 GY4	PAID
7,550,000.00	\$265,000.00	\$7,285,000.00	1-Feb-21 GZ1	
7,285,000.00	\$275,000.00	\$7,010,000.00	1-Feb-22 HA5	
7,010,000.00	\$290,000.00	\$6,720,000.00	1-Feb-23 HB3	
6,720,000.00	\$305,000.00	\$6,415,000.00	1-Feb-24 HC1	
6,415,000.00	\$320,000.00	\$6,095,000.00	1-Feb-25 HD9	
6,095,000.00	\$340,000.00	\$5,755,000.00	1-Feb-26 HE7	
5,755,000.00	\$355,000.00	\$5,400,000.00	1-Feb-27 HF4	
5,400,000.00	\$375,000.00	\$5,025,000.00	1-Feb-28 HG2	
5,025,000.00	\$390,000.00	\$4,635,000.00	1-Feb-29 HH0	
4,635,000.00	\$400,000.00	\$4,235,000.00	1-Feb-30 HJ6	
4,235,000.00	\$415,000.00	\$3,820,000.00	1-Feb-31 HK3	
3,820,000.00	\$430,000.00	\$3,390,000.00	1-Feb-32 HK3	
3,390,000.00	\$445,000.00	\$2,945,000.00	1-Feb-33 HK3	
2,945,000.00	\$455,000.00	\$2,490,000.00	1-Feb-34 HK3	
2,490,000.00	\$470,000.00	\$2,020,000.00	1-Feb-35 HK3	
2,020,000.00	\$480,000.00	\$1,540,000.00	1-Feb-36 HK3	
1,540,000.00	\$500,000.00	\$1,040,000.00	1-Feb-37 HK3	
1,040,000.00	\$510,000.00	\$530,000.00	1-Feb-38 HK3	
530,000.00	\$530,000.00	\$0.00	1-Feb-39 HM9	

Bank Collateral

LGC Sec. 116.084. INADEQUATE SECURITY. If for any reason the county funds on deposit with the county depository exceed the amount of security pledged, the depository shall immediately pledge additional security with the commissioners court.

Acts 1987, 70th Leg., ch. 149, Sec. 1, eff. Sept. 1, 1987.



Public Funds Collateral Management Team
 333 Market St 4th Floor
 San Francisco, CA 94105-2100
 Phone: 1-877-479-6603
 publicfundscollateral@wellsfargo.com

PUBLIC FUNDS

STATEMENT PERIOD
 06/01/2020 - 06/30/2020

XNPBFMDTCE 1 000125



TOM GREEN COUNTY
 DIANNA SPIEKER
 112 W BEAUREGARD AVE
 COUNTY TREASURER
 SAN ANGELO, TX 76903-5835

DAILY COLLATERAL REPORT

Date	Deposit Total	FDIC Insurance	Total Deposits Requiring Collateral	Collateral Value	Required Collateral Level	Collateral Value vs. Required Collateral
06/01/2020	17,212,100.85	1,500,000.00	15,712,100.85	20,860,856.69	17,283,310.94	3,577,545.76
06/02/2020	17,569,034.78	1,500,000.00	16,069,034.78	20,865,501.27	17,675,938.26	3,189,563.01
06/03/2020	15,994,969.97	1,500,000.00	14,494,969.97	20,848,117.41	15,944,466.97	4,903,650.44
06/04/2020	17,030,083.02	1,500,000.00	15,530,083.02	20,848,204.40	17,083,091.32	3,765,113.08
06/05/2020	16,494,462.18	1,500,000.00	14,994,462.18	20,346,418.89	16,493,908.40	3,852,510.49
06/06/2020	16,494,462.18	1,500,000.00	14,994,462.18	20,346,418.89	16,493,908.40	3,852,510.49
06/07/2020	16,494,462.18	1,500,000.00	14,994,462.18	20,346,418.89	16,493,908.40	3,852,510.49
06/08/2020	16,039,787.92	1,500,000.00	14,539,787.92	20,376,878.06	15,993,766.71	4,383,111.35
06/09/2020	16,149,679.59	1,500,000.00	14,649,679.59	20,365,313.60	16,114,647.55	4,250,666.05
06/10/2020	17,532,269.74	1,500,000.00	16,032,269.74	20,412,170.86	17,635,496.71	2,776,674.15
06/11/2020	17,357,766.54	1,500,000.00	15,857,766.54	20,428,948.85	17,443,543.19	2,985,405.66
06/12/2020	17,463,345.25	1,500,000.00	15,963,345.25	20,401,715.03	17,559,679.78	2,842,035.26
06/13/2020	17,463,345.25	1,500,000.00	15,963,345.25	20,401,715.03	17,559,679.78	2,842,035.26
06/14/2020	17,463,345.25	1,500,000.00	15,963,345.25	20,401,715.03	17,559,679.78	2,842,035.26
06/15/2020	17,329,689.78	1,500,000.00	15,829,689.78	20,387,193.34	17,412,658.76	2,974,534.58
06/16/2020	17,498,780.53	1,500,000.00	15,998,780.53	20,370,584.79	17,598,658.58	2,771,926.21
06/17/2020	17,593,690.16	1,500,000.00	16,093,690.16	20,358,832.60	17,703,059.18	2,655,773.42
06/18/2020	17,474,224.58	1,500,000.00	15,974,224.58	20,356,238.57	17,571,647.04	2,784,591.53
06/19/2020	16,832,145.27	1,500,000.00	15,332,145.27	20,341,342.09	16,865,359.80	3,475,982.29
06/20/2020	16,832,145.27	1,500,000.00	15,332,145.27	20,341,342.09	16,865,359.80	3,475,982.29
06/21/2020	16,832,145.27	1,500,000.00	15,332,145.27	20,341,342.09	16,865,359.80	3,475,982.29
06/22/2020	16,519,265.42	1,500,000.00	15,019,265.42	20,342,787.36	16,521,191.96	3,821,595.40
06/23/2020	16,533,776.63	1,500,000.00	15,033,776.63	20,340,175.49	16,537,154.29	3,803,021.20
06/24/2020	16,573,100.13	1,500,000.00	15,073,100.13	20,325,537.04	16,580,410.14	3,745,126.90
06/25/2020	16,500,293.17	1,500,000.00	15,000,293.17	20,337,234.89	16,500,322.49	3,836,912.40
06/26/2020	16,554,447.77	1,500,000.00	15,054,447.77	20,373,145.67	16,559,892.55	3,813,253.12
06/27/2020	16,554,447.77	1,500,000.00	15,054,447.77	20,373,145.67	16,559,892.55	3,813,253.12
06/28/2020	16,554,447.77	1,500,000.00	15,054,447.77	20,373,145.67	16,559,892.55	3,813,253.12
06/29/2020	16,644,603.63	1,500,000.00	15,144,603.63	20,383,301.48	16,659,063.99	3,724,237.49
06/30/2020	16,819,154.42	1,500,000.00	15,319,154.42	20,386,885.17	16,851,069.86	3,535,815.31

XNPBFMDTCE 000125 NNNNNNNNNNNN NNN NNN 001 002 000467 21675291.1

29



Public Funds Collateral Management Team
 333 Market St 4th Floor
 San Francisco, CA 94105-2100
 Phone: 1-877-479-6603
 publicfundscollateral@wellsfargo.com

**WELLS FARGO BANK, N.A.
 PUBLIC FUNDS COLLATERAL MANAGEMENT TEAM
 COLLATERAL ANALYSIS**

TOM GREEN COUNTY
 DIANNA SPIEKER
 112 W BEAUREGARD AVE
 COUNTY TREASURER
 SAN ANGELO, TX 76903-5835

DATE COMPLETED: July 06, 2020
CONTRA NUMBER: PL-0001971
COLLATERAL WHEREHELD: Bank of New York Mellon

COLLATERAL ANALYSIS AS OF: June 30, 2020
COLLATERAL ACCOUNT NUMBER: WUB512

CUSIP	Description	CPN	Maturity Date	Original Face	Current Par	Market Value	Collateral Value
3138M8J53	FN AP4783 3.000% 09/01/2042	3.00	9/1/2042	42,231,248.00	18,983,432.48	20,386,885.17	20,386,885.17
Total for Collateral Account Number: WUB512				\$42,231,248.00	\$18,983,432.48	\$20,386,885.17	\$20,386,885.17
Total for PL-0001971 :				\$42,231,248.00	\$18,983,432.48	\$20,386,885.17	\$20,386,885.17

XNPFMDTCE 000125 NNNNNNNNNNNN NNN NNN 002 002 000469 21675291.1